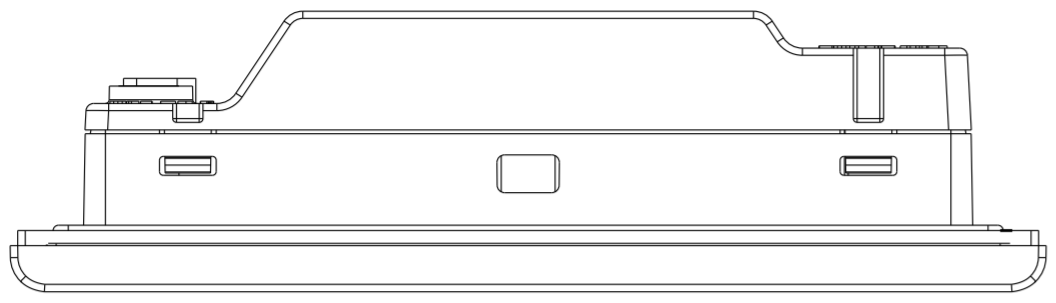


1 2 3 4 5 6 7 8

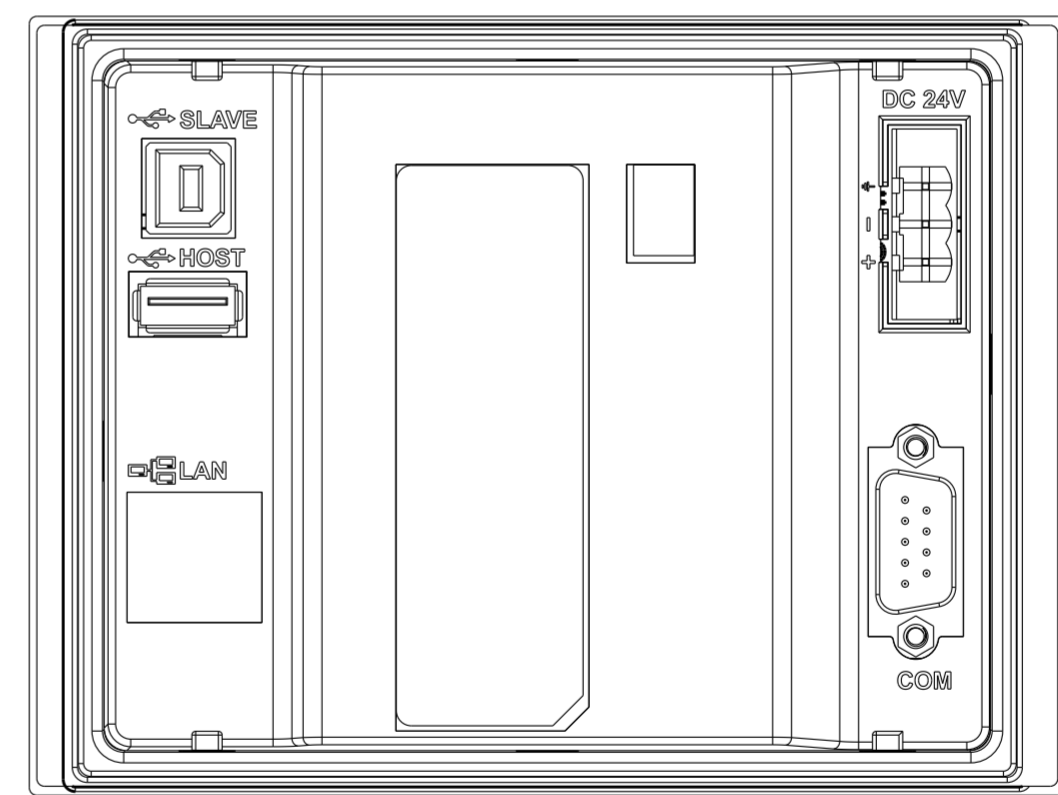
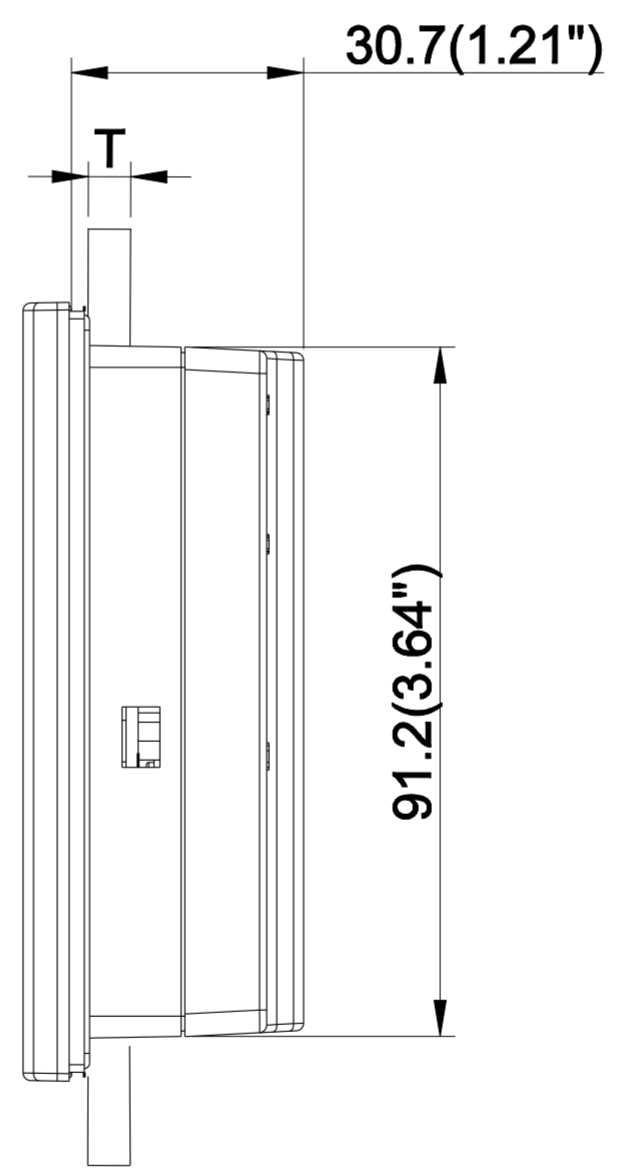
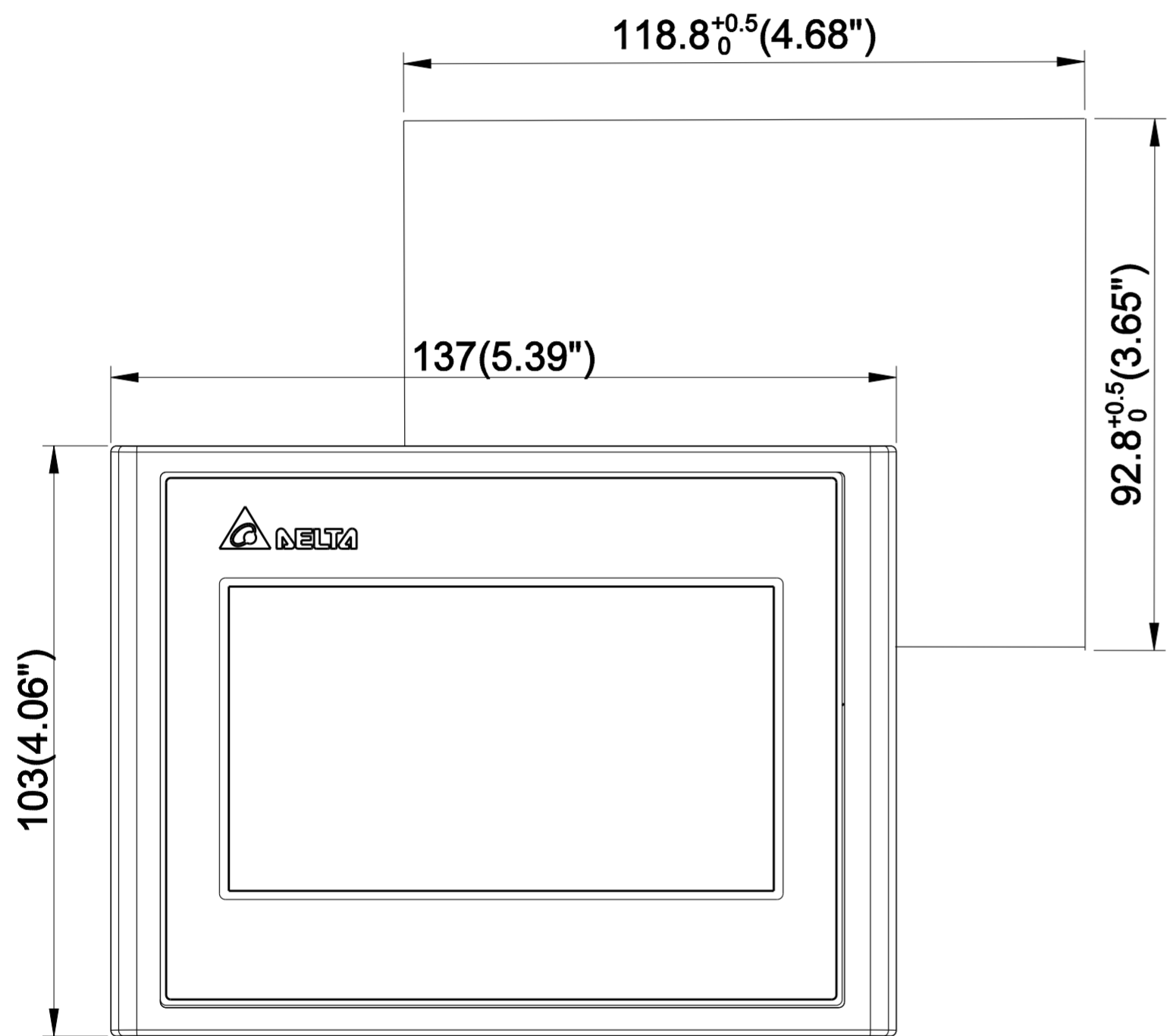
A
B
C
D
E
F
G
H

A
B
C
D
E
F
G
H

REV.	ECN NO.
00	_____



NOTE:
T=1.6mm(0.063")~3mm(0.12")



台達電子工業股份有限公司 DELTA DELTA ELECTRONICS, INC.		DRAWN: APPROVE:	DESIGN: DATE: 09/27/2018
THESE DRAWINGS AND SPECIFICATIONS ARE THE PROPERTY OF DELTA ELECTRONICS, INC. AND SHALL NOT BE REPRODUCED OR USED AS THE BASIS FOR THE MANUFACTURE OR SELL OF APPARATUS OR DEVICES WITHOUT PERMISSION.		DIMENSIONAL TOLERANCES (V) () () () ANGLES DECIMALS <50 ±0.1 <50 ±0.15 <50 ±0.2 <30° ±0.1° X ±0.3 >50-100 ±0.15 >50-100 ±0.2 >50-100 ±0.25 >30°-60° ±0.3° X.X ±0.2 >100-200 ±0.2 >100-200 ±0.25 >100-200 ±0.3 >60°-90° ±0.5° X.XX ±0.1 >200- ±0.2% >200- ±0.25% >200- ±0.3%	
DESCRIPTION: PD		A2 SIZE THIRD ANGLE PROJECTION	PART NO.: REV. 01
USED ON: DOP-103BQ	UNIT: mm	SCALE: 1.000	SHEET 1 OF 1